

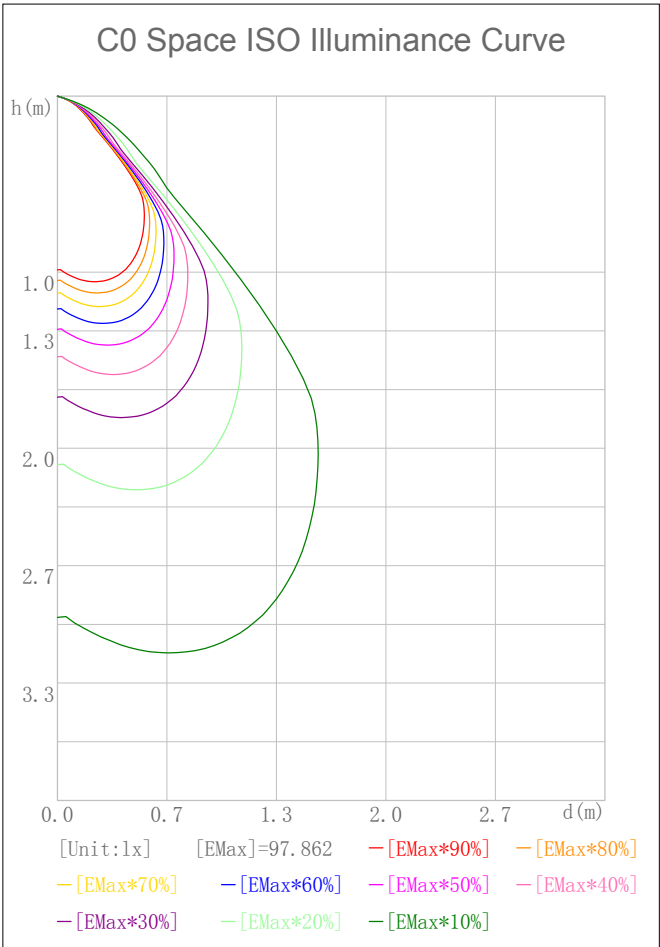
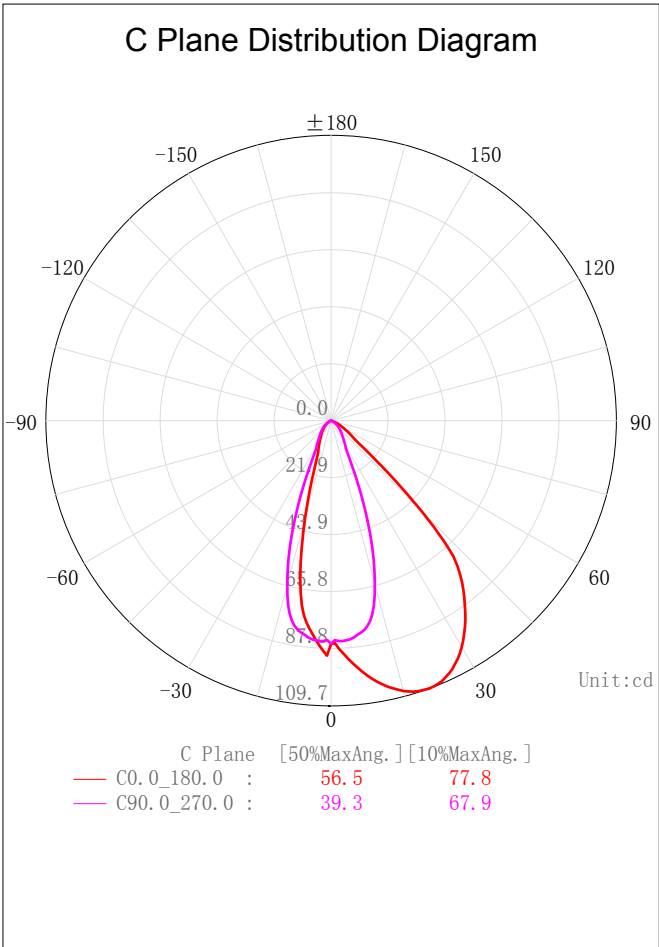
Indoor Luminaire Photometric Data

Description Information

Luminary Name: ST02-03-XX-07 2700K RA90		Lum. Catalog:	Test ID: 01
Lamp Name:		Lamp Catalog: LED	Test Date: 2021/01/28
Manufacture: Shenzhen Norming Lighting Co.Ltd		Shld.Ang(°):	Test Machine:GON-2000
Test Lab: Quality Department		Frequency (Hz):	Lamp CCT (K): Ra:
Lum. Size (W*L*H):0.050m*0.000m*0.000m		Lum. Area (m2):0.002	Lum. W (kg): 0.000
Test System: C, γ	Test Step: C=30.0 γ=1.0	Temp. (°C): 25	Humidity(%): 50.0

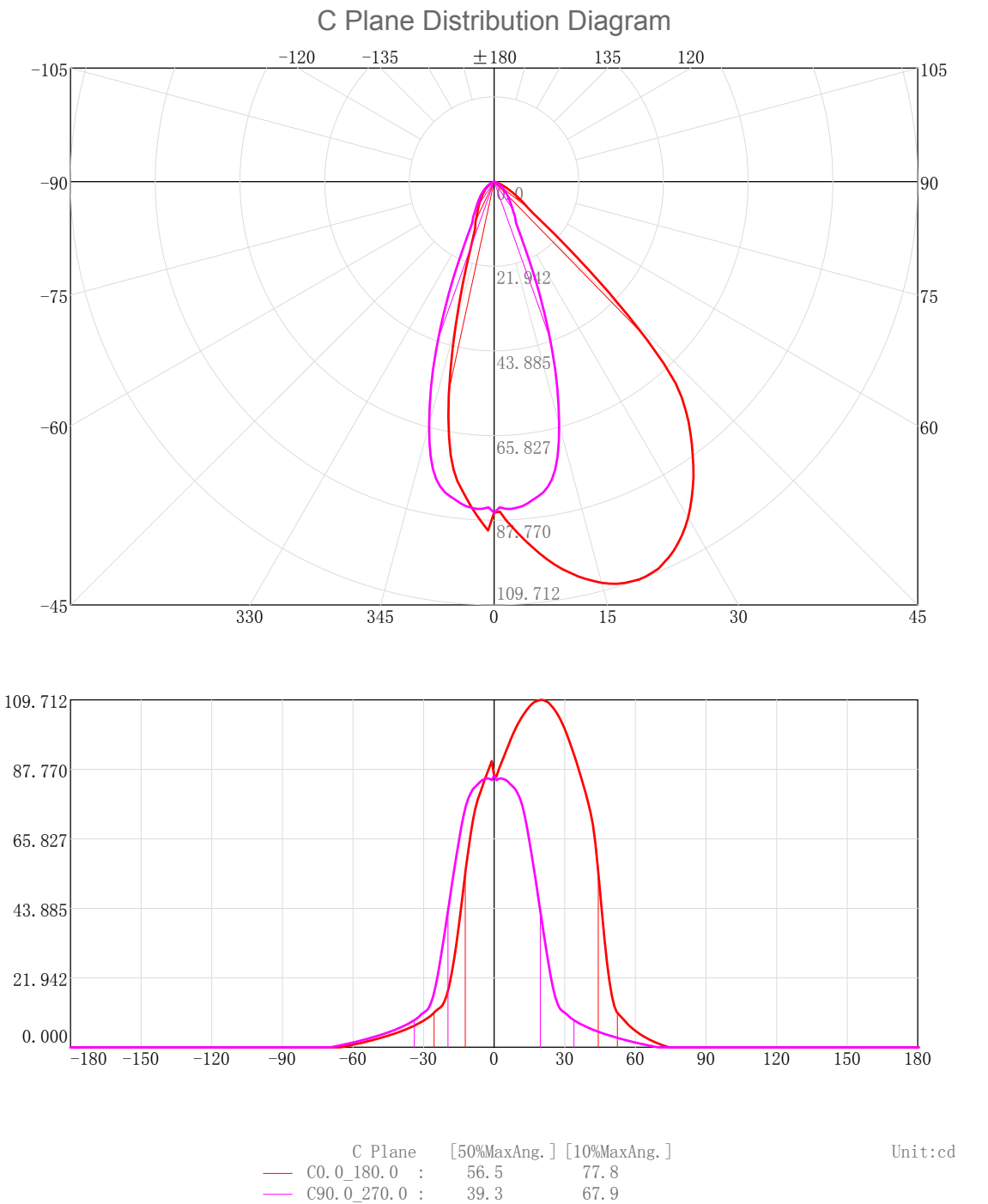
Character Parameter

Lamp Speciality Parameter		Luminaire Speciality Parameter	
Rated Flux(lm): 73.030	Luminary Flux(lm): 73.034	Field Angle(10%Imax): 77.8(°)	
Rated Power(W):	Luminary Efficiency: 100.01%	Down Lumens&Percent: 73.034lm 100.00%	
Rated Voltage(V):	Luminary EER(lm/W): 26.645	Up Lumens&Percent: 0.000lm 0.00%	
Tested Power(W): 2.741	Max. Candela(cd): 109.712	S/MH: C0_a180=1.000 C90_270=0.659	
Lamps' Inside: 1	Max Cand@Ang. (°): C=0.0 γ=20.0	CIE Type: Semi-Direct	
Tested Electrics (V, A, pf):240.2, 0.013, 0.837	Beam Angle(50%Imax): 56.5(°)	ErP ϕ use(90°): 65.981lm	
Lamp Size (W*L*H):0.050m*0.000m*0.000m	Left=-12.3°, Right=44.3°	IRF(%): 194.925	



2D Plane Light Intensity Distribution Curve

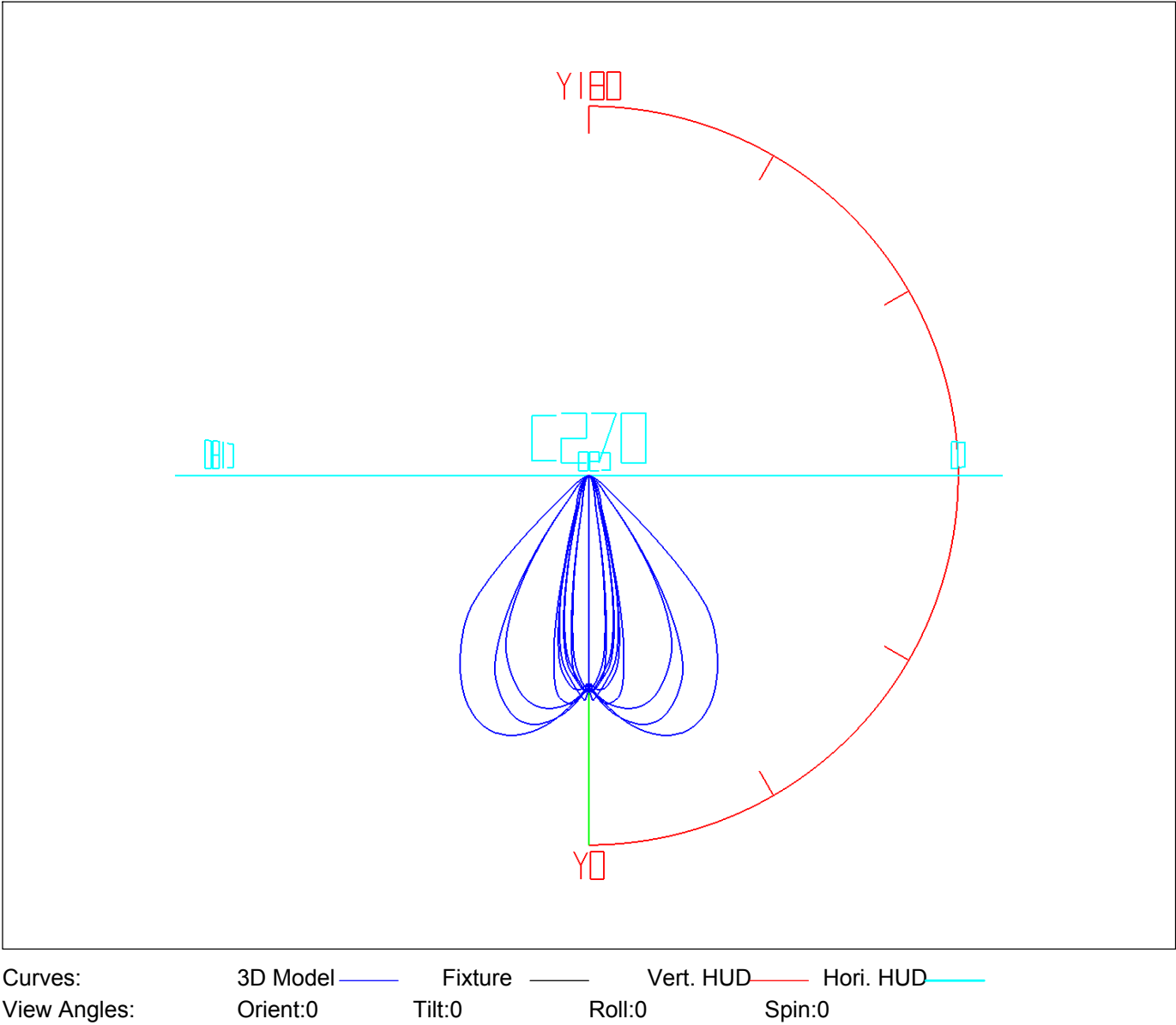
Lum. Name:ST02-03-XX-07 2700K RA90	Lum. Catelog:	Test ID:01
Lamp Name:	Lamp Catelog:LED	Test Lab:Quality Department
Manufacture:Shenzhen Norming Lighting Co.Ltd	Test Machine:GON-2000	Test Date:2021/01/28



3D Light Intensity Distribution Modal

Lum. Name: ST02-03-XX-07 2700K RA90	Lum. Catelog:	Test ID: 01
Lamp Name:	Lamp Catelog: LED	Test Lab: Quality Department
Manufacture: Shenzhen Norming Lighting Co.Ltd	Test Machine:GON-2000	Test Date: 2021/01/28

3D Light Intensity Distribution Modal



Zonal Flux Tabulation

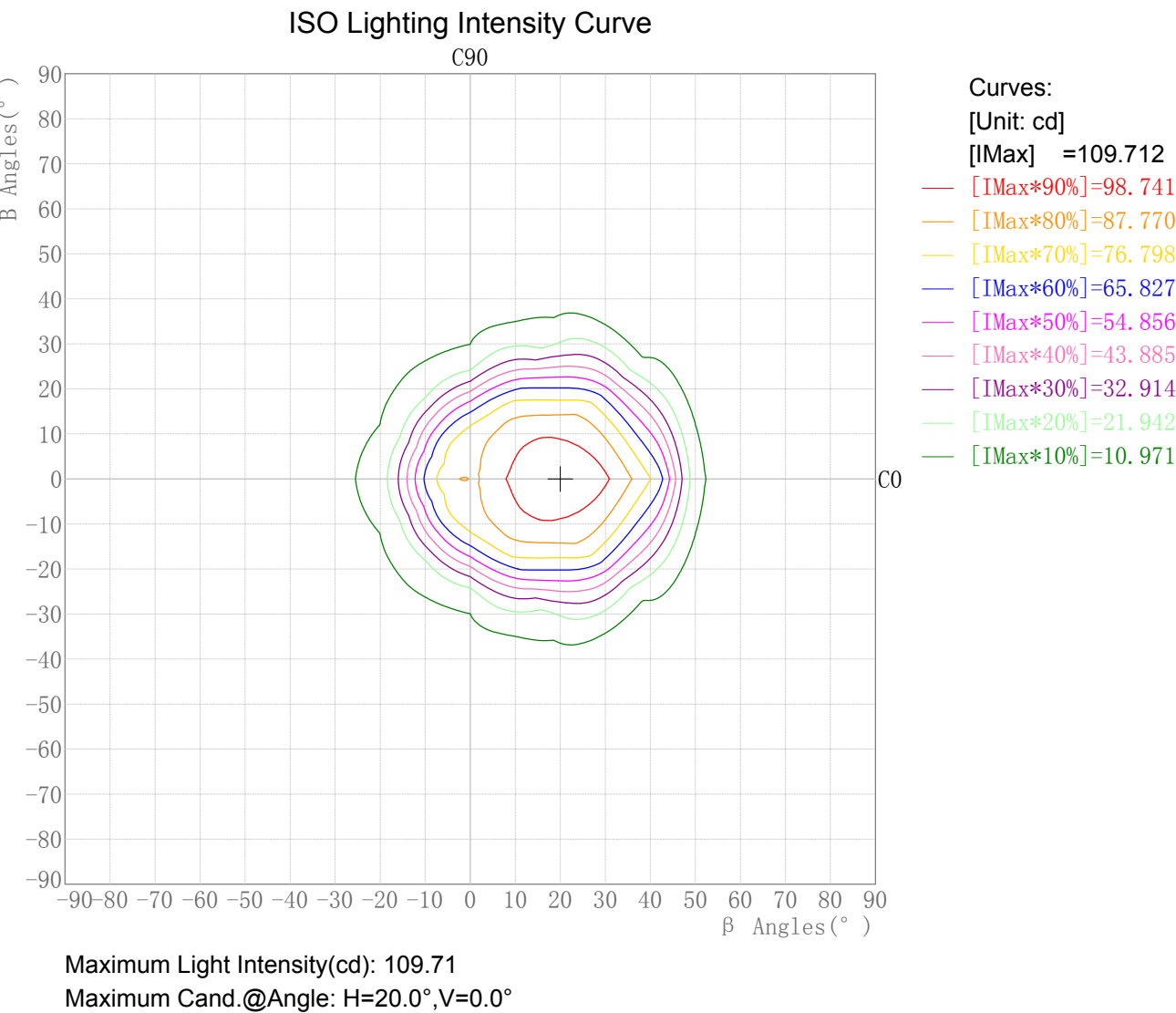
Zone(γ)	Zone Flux (lm)	Sums Flux (lm)	Zone%Lamp	Sums%Lamp	Zone(γ)	Zone Flux (lm)	Sums Flux (lm)	Zone%Lamp	Sums%Lamp
0.0-1.0	0.08	0.08	0.11	0.11	47.0-48.0	0.58	67.92	0.80	93.01
1.0-2.0	0.25	0.33	0.34	0.45	48.0-49.0	0.52	68.45	0.72	93.72
2.0-3.0	0.41	0.74	0.56	1.01	49.0-50.0	0.47	68.92	0.65	94.37
3.0-4.0	0.58	1.32	0.79	1.80	50.0-51.0	0.43	69.34	0.58	94.95
4.0-5.0	0.74	2.06	1.01	2.82	51.0-52.0	0.39	69.73	0.53	95.48
5.0-6.0	0.90	2.96	1.23	4.05	52.0-53.0	0.36	70.09	0.49	95.98
6.0-7.0	1.06	4.02	1.45	5.50	53.0-54.0	0.34	70.43	0.46	96.44
7.0-8.0	1.21	5.23	1.66	7.16	54.0-55.0	0.31	70.74	0.43	96.87
8.0-9.0	1.36	6.59	1.86	9.02	55.0-56.0	0.29	71.04	0.40	97.27
9.0-10.0	1.49	8.08	2.04	11.07	56.0-57.0	0.27	71.31	0.37	97.64
10.0-11.0	1.61	9.69	2.21	13.27	57.0-58.0	0.25	71.55	0.34	97.98
11.0-12.0	1.71	11.41	2.35	15.62	58.0-59.0	0.22	71.78	0.31	98.28
12.0-13.0	1.80	13.20	2.46	18.08	59.0-60.0	0.20	71.98	0.28	98.56
13.0-14.0	1.87	15.07	2.56	20.64	60.0-61.0	0.18	72.16	0.25	98.81
14.0-15.0	1.92	16.99	2.63	23.27	61.0-62.0	0.16	72.32	0.22	99.03
15.0-16.0	1.96	18.95	2.68	25.95	62.0-63.0	0.14	72.47	0.19	99.23
16.0-17.0	1.99	20.94	2.72	28.67	63.0-64.0	0.12	72.59	0.17	99.40
17.0-18.0	2.00	22.94	2.74	31.41	64.0-65.0	0.11	72.69	0.14	99.54
18.0-19.0	2.00	24.94	2.74	34.15	65.0-66.0	0.09	72.78	0.12	99.66
19.0-20.0	1.99	26.93	2.73	36.88	66.0-67.0	0.07	72.86	0.10	99.76
20.0-21.0	1.98	28.91	2.71	39.59	67.0-68.0	0.06	72.91	0.08	99.84
21.0-22.0	1.97	30.88	2.69	42.29	68.0-69.0	0.04	72.96	0.06	99.90
22.0-23.0	1.96	32.84	2.68	44.97	69.0-70.0	0.03	72.99	0.04	99.94
23.0-24.0	1.94	34.78	2.66	47.63	70.0-71.0	0.02	73.01	0.03	99.97
24.0-25.0	1.93	36.71	2.64	50.27	71.0-72.0	0.01	73.02	0.02	99.99
25.0-26.0	1.91	38.63	2.62	52.89	72.0-73.0	0.01	73.03	0.01	100.00
26.0-27.0	1.89	40.51	2.59	55.48	73.0-74.0	0.00	73.03	0.00	100.00
27.0-28.0	1.86	42.38	2.55	58.03	74.0-75.0	0.00	73.03	0.00	100.01
28.0-29.0	1.84	44.22	2.52	60.55	75.0-76.0	0.00	73.03	0.00	100.01
29.0-30.0	1.81	46.02	2.47	63.02	76.0-77.0	0.00	73.03	0.00	100.01
30.0-31.0	1.77	47.79	2.42	65.44	77.0-78.0	0.00	73.03	0.00	100.01
31.0-32.0	1.72	49.52	2.36	67.81	78.0-79.0	0.00	73.03	0.00	100.01
32.0-33.0	1.67	51.19	2.29	70.09	79.0-80.0	0.00	73.03	0.00	100.01
33.0-34.0	1.61	52.80	2.21	72.30	80.0-81.0	0.00	73.03	0.00	100.01
34.0-35.0	1.55	54.35	2.12	74.43	81.0-82.0	0.00	73.03	0.00	100.01
35.0-36.0	1.49	55.84	2.04	76.46	82.0-83.0	0.00	73.03	0.00	100.01
36.0-37.0	1.43	57.27	1.95	78.42	83.0-84.0	0.00	73.03	0.00	100.01
37.0-38.0	1.36	58.63	1.86	80.28	84.0-85.0	0.00	73.03	0.00	100.01
38.0-39.0	1.29	59.92	1.77	82.04	85.0-86.0	0.00	73.03	0.00	100.01
39.0-40.0	1.22	61.13	1.67	83.71	86.0-87.0	0.00	73.03	0.00	100.01
40.0-41.0	1.14	62.27	1.56	85.27	87.0-88.0	0.00	73.03	0.00	100.01
41.0-42.0	1.06	63.33	1.45	86.72	88.0-89.0	0.00	73.03	0.00	100.01
42.0-43.0	0.97	64.30	1.33	88.05	89.0-90.0	0.00	73.03	0.00	100.01
43.0-44.0	0.88	65.19	1.21	89.26	90.0-91.0	0.00	73.03	0.00	100.01
44.0-45.0	0.80	65.98	1.09	90.35	91.0-92.0	0.00	73.03	0.00	100.01
45.0-46.0	0.72	66.70	0.98	91.33	92.0-93.0	0.00	73.03	0.00	100.01
46.0-47.0	0.64	67.34	0.88	92.21	93.0-94.0	0.00	73.03	0.00	100.01

Zonal Flux Tabulation - (Cont.)

Zone(γ)	Zone Flux (lm)	Sums Flux (lm)	Zone%Lamp	Sums%Lamp	Zone(γ)	Zone Flux (lm)	Sums Flux (lm)	Zone%Lamp	Sums%Lamp
94. 0-95. 0	0. 00	73. 03	0. 00	100. 01	141. 0-142. 0	0. 00	73. 03	0. 00	100. 01
95. 0-96. 0	0. 00	73. 03	0. 00	100. 01	142. 0-143. 0	0. 00	73. 03	0. 00	100. 01
96. 0-97. 0	0. 00	73. 03	0. 00	100. 01	143. 0-144. 0	0. 00	73. 03	0. 00	100. 01
97. 0-98. 0	0. 00	73. 03	0. 00	100. 01	144. 0-145. 0	0. 00	73. 03	0. 00	100. 01
98. 0-99. 0	0. 00	73. 03	0. 00	100. 01	145. 0-146. 0	0. 00	73. 03	0. 00	100. 01
99. 0-100. 0	0. 00	73. 03	0. 00	100. 01	146. 0-147. 0	0. 00	73. 03	0. 00	100. 01
100. 0-101. 0	0. 00	73. 03	0. 00	100. 01	147. 0-148. 0	0. 00	73. 03	0. 00	100. 01
101. 0-102. 0	0. 00	73. 03	0. 00	100. 01	148. 0-149. 0	0. 00	73. 03	0. 00	100. 01
102. 0-103. 0	0. 00	73. 03	0. 00	100. 01	149. 0-150. 0	0. 00	73. 03	0. 00	100. 01
103. 0-104. 0	0. 00	73. 03	0. 00	100. 01	150. 0-151. 0	0. 00	73. 03	0. 00	100. 01
104. 0-105. 0	0. 00	73. 03	0. 00	100. 01	151. 0-152. 0	0. 00	73. 03	0. 00	100. 01
105. 0-106. 0	0. 00	73. 03	0. 00	100. 01	152. 0-153. 0	0. 00	73. 03	0. 00	100. 01
106. 0-107. 0	0. 00	73. 03	0. 00	100. 01	153. 0-154. 0	0. 00	73. 03	0. 00	100. 01
107. 0-108. 0	0. 00	73. 03	0. 00	100. 01	154. 0-155. 0	0. 00	73. 03	0. 00	100. 01
108. 0-109. 0	0. 00	73. 03	0. 00	100. 01	155. 0-156. 0	0. 00	73. 03	0. 00	100. 01
109. 0-110. 0	0. 00	73. 03	0. 00	100. 01	156. 0-157. 0	0. 00	73. 03	0. 00	100. 01
110. 0-111. 0	0. 00	73. 03	0. 00	100. 01	157. 0-158. 0	0. 00	73. 03	0. 00	100. 01
111. 0-112. 0	0. 00	73. 03	0. 00	100. 01	158. 0-159. 0	0. 00	73. 03	0. 00	100. 01
112. 0-113. 0	0. 00	73. 03	0. 00	100. 01	159. 0-160. 0	0. 00	73. 03	0. 00	100. 01
113. 0-114. 0	0. 00	73. 03	0. 00	100. 01	160. 0-161. 0	0. 00	73. 03	0. 00	100. 01
114. 0-115. 0	0. 00	73. 03	0. 00	100. 01	161. 0-162. 0	0. 00	73. 03	0. 00	100. 01
115. 0-116. 0	0. 00	73. 03	0. 00	100. 01	162. 0-163. 0	0. 00	73. 03	0. 00	100. 01
116. 0-117. 0	0. 00	73. 03	0. 00	100. 01	163. 0-164. 0	0. 00	73. 03	0. 00	100. 01
117. 0-118. 0	0. 00	73. 03	0. 00	100. 01	164. 0-165. 0	0. 00	73. 03	0. 00	100. 01
118. 0-119. 0	0. 00	73. 03	0. 00	100. 01	165. 0-166. 0	0. 00	73. 03	0. 00	100. 01
119. 0-120. 0	0. 00	73. 03	0. 00	100. 01	166. 0-167. 0	0. 00	73. 03	0. 00	100. 01
120. 0-121. 0	0. 00	73. 03	0. 00	100. 01	167. 0-168. 0	0. 00	73. 03	0. 00	100. 01
121. 0-122. 0	0. 00	73. 03	0. 00	100. 01	168. 0-169. 0	0. 00	73. 03	0. 00	100. 01
122. 0-123. 0	0. 00	73. 03	0. 00	100. 01	169. 0-170. 0	0. 00	73. 03	0. 00	100. 01
123. 0-124. 0	0. 00	73. 03	0. 00	100. 01	170. 0-171. 0	0. 00	73. 03	0. 00	100. 01
124. 0-125. 0	0. 00	73. 03	0. 00	100. 01	171. 0-172. 0	0. 00	73. 03	0. 00	100. 01
125. 0-126. 0	0. 00	73. 03	0. 00	100. 01	172. 0-173. 0	0. 00	73. 03	0. 00	100. 01
126. 0-127. 0	0. 00	73. 03	0. 00	100. 01	173. 0-174. 0	0. 00	73. 03	0. 00	100. 01
127. 0-128. 0	0. 00	73. 03	0. 00	100. 01	174. 0-175. 0	0. 00	73. 03	0. 00	100. 01
128. 0-129. 0	0. 00	73. 03	0. 00	100. 01	175. 0-176. 0	0. 00	73. 03	0. 00	100. 01
129. 0-130. 0	0. 00	73. 03	0. 00	100. 01	176. 0-177. 0	0. 00	73. 03	0. 00	100. 01
130. 0-131. 0	0. 00	73. 03	0. 00	100. 01	177. 0-178. 0	0. 00	73. 03	0. 00	100. 01
131. 0-132. 0	0. 00	73. 03	0. 00	100. 01	178. 0-179. 0	0. 00	73. 03	0. 00	100. 01
132. 0-133. 0	0. 00	73. 03	0. 00	100. 01	179. 0-180. 0	0. 00	73. 03	0. 00	100. 01
133. 0-134. 0	0. 00	73. 03	0. 00	100. 01					
134. 0-135. 0	0. 00	73. 03	0. 00	100. 01					
135. 0-136. 0	0. 00	73. 03	0. 00	100. 01					
136. 0-137. 0	0. 00	73. 03	0. 00	100. 01					
137. 0-138. 0	0. 00	73. 03	0. 00	100. 01					
138. 0-139. 0	0. 00	73. 03	0. 00	100. 01					
139. 0-140. 0	0. 00	73. 03	0. 00	100. 01					
140. 0-141. 0	0. 00	73. 03	0. 00	100. 01					

Rectangle ISO Lighting Intensity Diagram

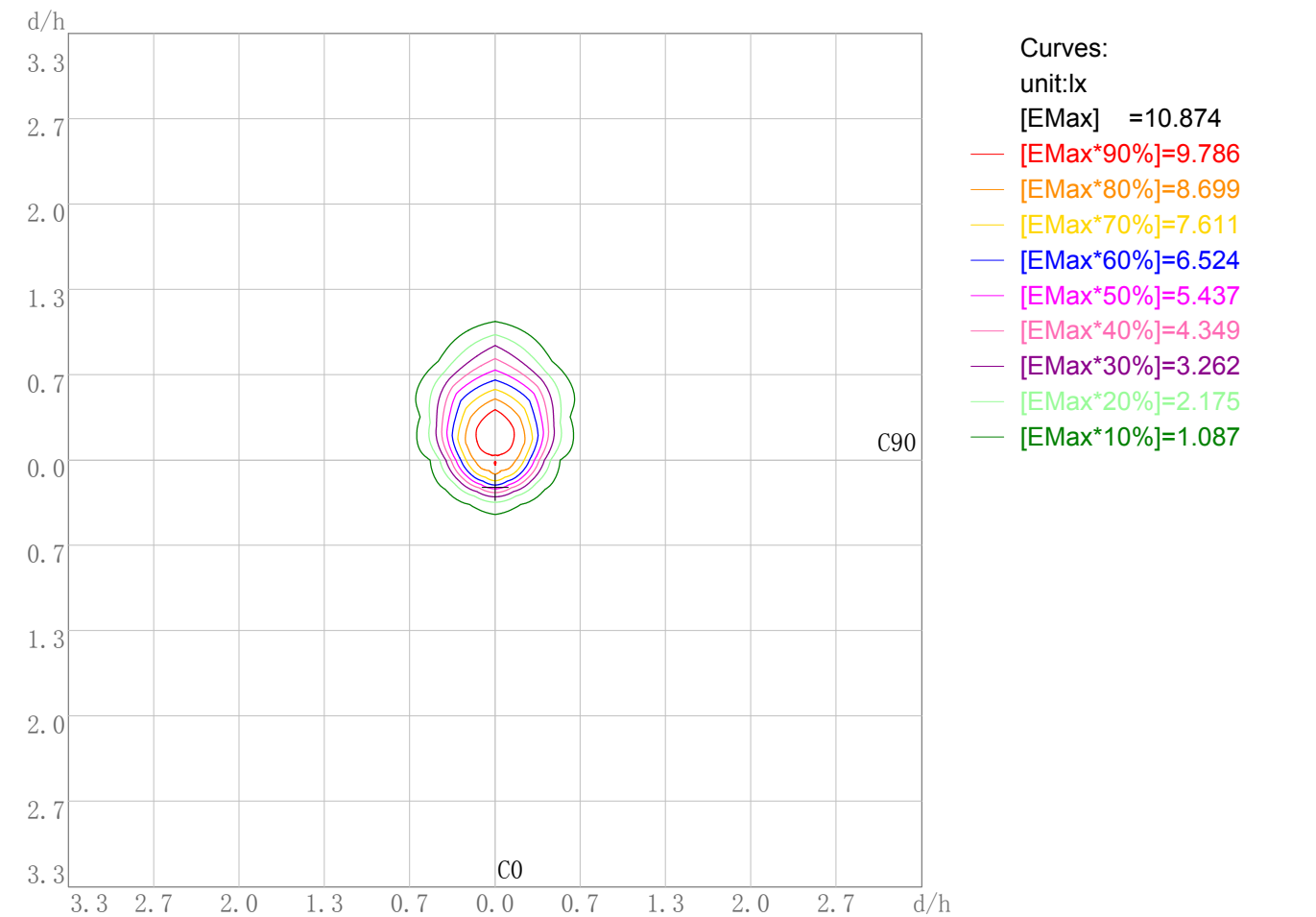
Lum. Name: ST02-03-XX-07 2700K RA90	Lum. Catalog:	Test ID: 01
Lamp Name:	Lamp Catalog: LED	Test Lab: Quality Department
Manufacture: Shenzhen Norming Lighting Co.Ltd	Test Machine:GON-2000	Test Date: 2021/01/28



Plane ISO-Illuminance Diagram

Lum. Name:ST02-03-XX-07 2700K RA90	Lum. Catalog:	Test ID: 01
Lamp Name:	Lamp Catalog: LED	Test Lab: Quality Department
Manufacture: Shenzhen Norming Lighting Co.Ltd	Test Machine:GON-2000	Test Date: 2021/01/28

Plane ISO-Illuminance Curve



Working Plane Luminaire Mounting Height(m): 3.00

Working Plane Maximum Illuminance(lx): 10.87

Working Plane Maximum Illuminance Position(d/h):H0.0 V0.2

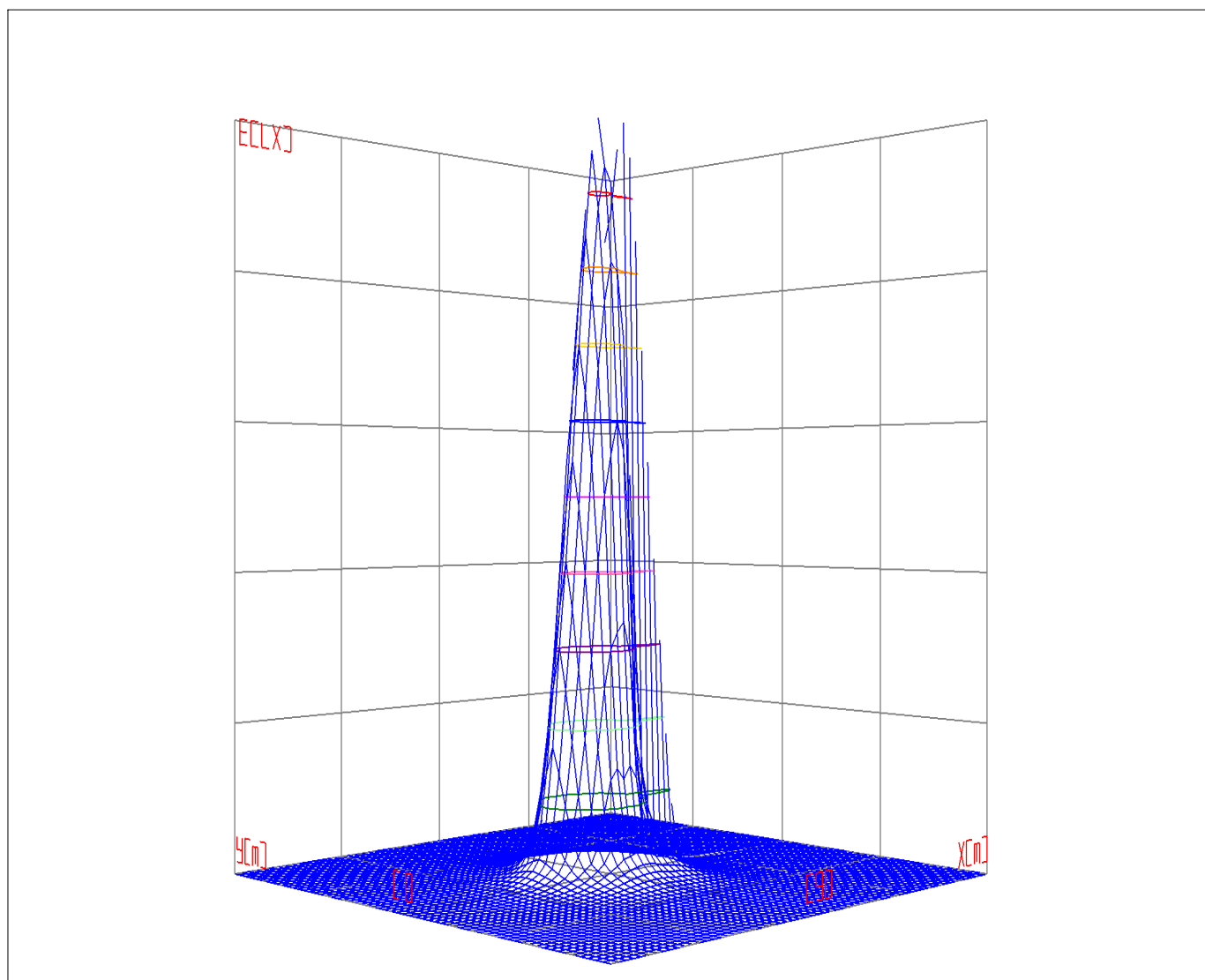
IES Indoor Report

Photometric Filename:ST02-03-XX-05 2700K RA90.IES

3D Plane ISO Illuminance Diagram

Lum. Name: ST02-03-XX-07 2700K RA90	Lum. Catalog:	Test ID: 01
Lamp Name:	Lamp Catalog: LED	Test Lab: Quality Department
Manufacture: Shenzhen Norming Lighting Co.Ltd	Test Machine:GON-2000	Test Date: 2021/01/28

3D Plane Illuminance Modal

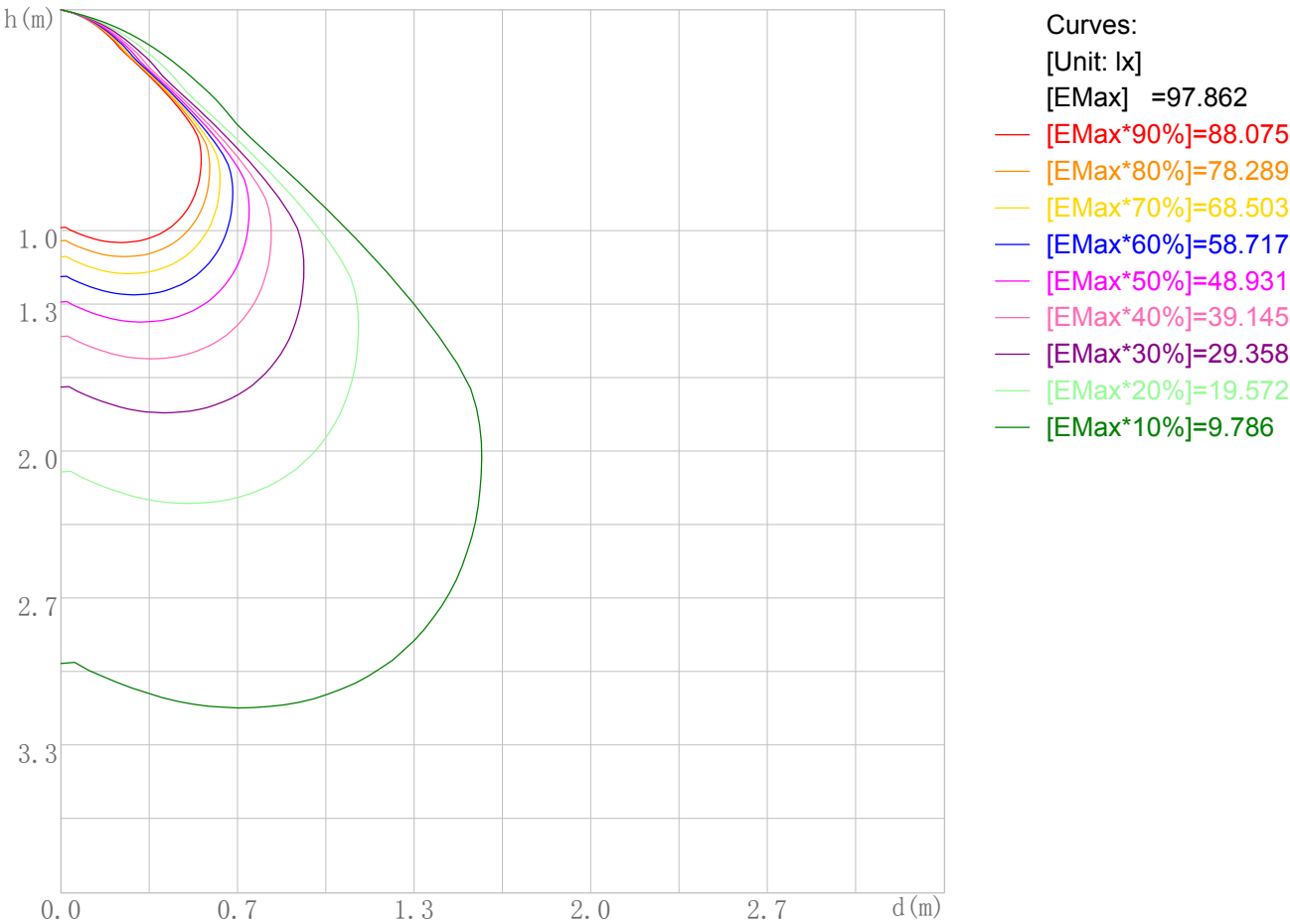


Curves: 3D Model — 90% — 80% — 70% — 60% — 50% — 40% — 30% — 20% — 10% —
View Angles(deg): 0 Height(m): 3.0 Distance(m): 10.0

Space ISO Illuminance Diagram

Lum. Name:ST02-03-XX-07 2700K RA90	Lum. Catelog:	Test ID:01
Lamp Name:	Lamp Catelog:LED	Test Lab:Quality Department
Manufacture:Shenzhen Norming Lighting Co.Ltd	Test Machine:GON-2000	Test Date:2021/01/28

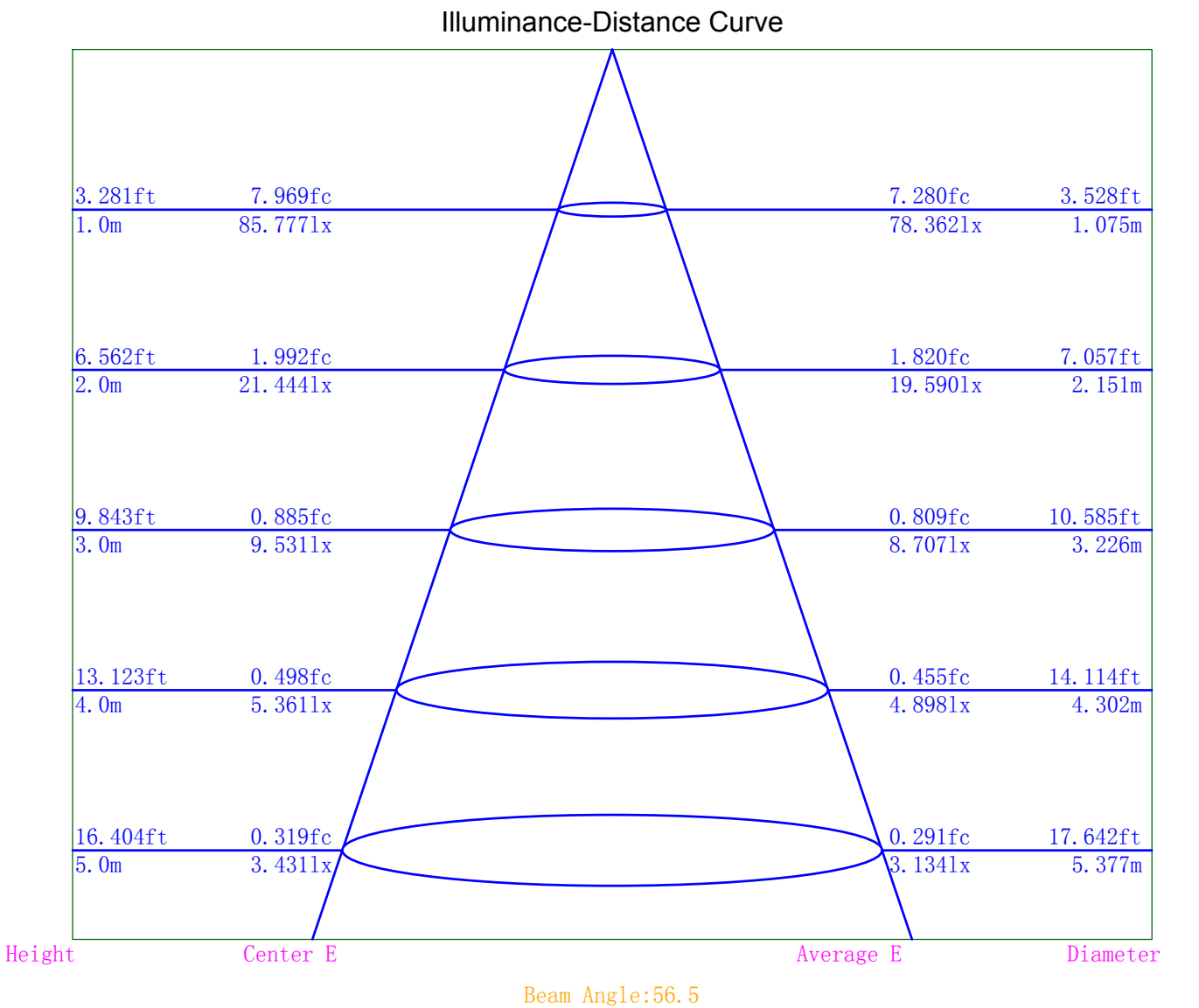
Space ISO Illuminance Curve



Space Plane Maximum Illuminance and @Angle:97.86lx,12.0deg
Plane Maximum Lighting Intensity and @Angle:109.712cd,0deg

Illuminance-Distance Diagram

Lum. Name:ST02-03-XX-07 2700K RA90	Lum. Catelog:	Test ID:01
Lamp Name:	Lamp Catelog:LED	Test Lab:Quality Department
Manufacture:Shenzhen Norming Lighting Co.Ltd	Test Machine:GON-2000	Test Date:2021/01/28



Indoor Luminance Limiting Curves

Lum. Name: ST02-03-XX-07 2700K RA90	Lum. Catalog:	Test ID: 01
Lamp Name:	Lamp Catalog: LED	Test Lab: Quality Department
Manufacture: Shenzhen Norming Lighting Co.Ltd	Test Machine:GON-2000	Test Date: 2021/01/28

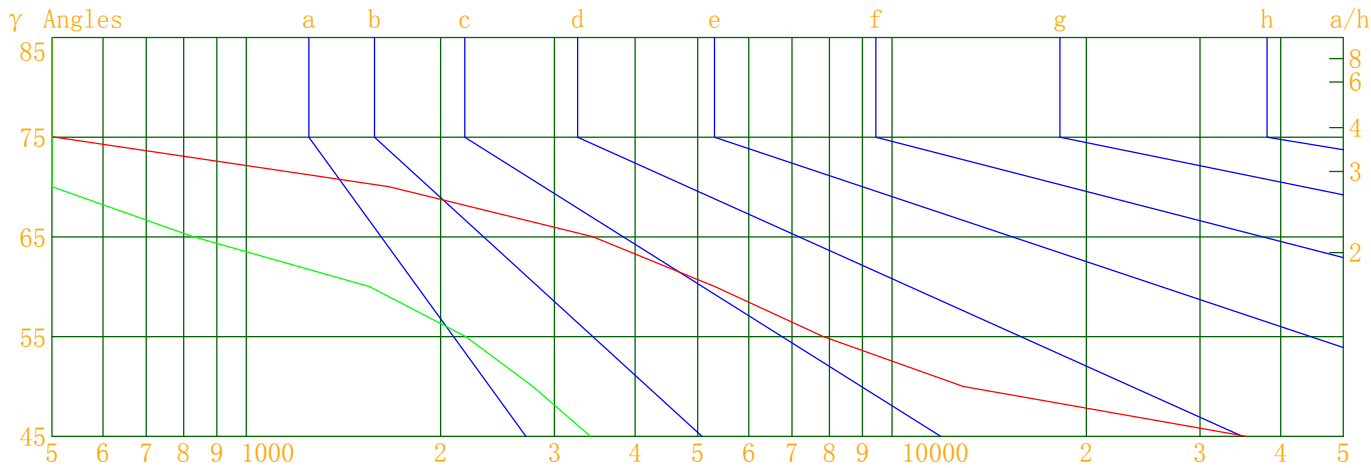
Glare Grade Table

GI	Quality	Using Illuminance							
1.15	A	2000	1000	500	<=300				
1.5	B		2000	1000	500	<=300			
1.85	C			2000	1000	500	<=300		
2.2	D				2000	1000	500	<=300	
2.55	E	a				2000	1000	500	<=300
			b	c	d	e	f	g	h

Luminance Table

Gama(deg)	45	50	55	60	65	70	75	80	85
C0	35372	12884	7821	5317	3438	1663	0	0	0
C90	3413	2779	2186	1551	827	0	0	0	0

Luminance Limiting Curve



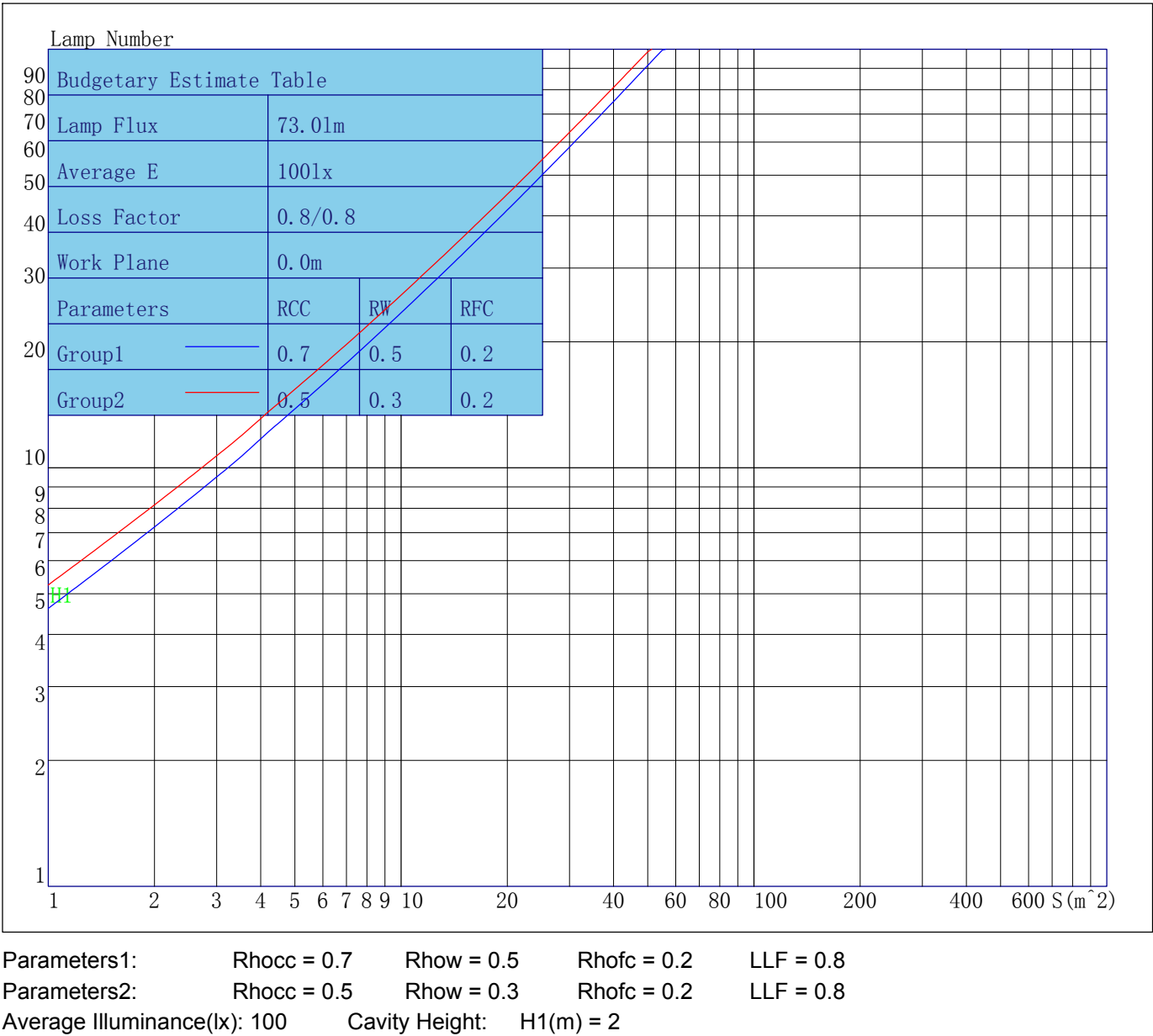
Luminous Size: Length(m)=0.000 Width(m)=-0.050 Height(m)=0.000 Area(m^2)=0.001963

Luminous Type: Without Luminous Side

Luminous Curves: C0-C180 Color: — C90-C270 Color: —

Indoor Budgetary Estimate Table

Lum. Name: ST02-03-XX-07 2700K RA90	Lum. Catalog:	Test ID: 01
Lamp Name:	Lamp Catalog: LED	Test Lab: Quality Department
Manufacture: Shenzhen Norming Lighting Co.Ltd	Test Machine:GON-2000	Test Date: 2021/01/28



Indoor Coefficient of Utilization Table

Lum. Name: ST02-03-XX-07 2700K RA90	Lum. Catelog:	Test ID: 01
Lamp Name:	Lamp Catelog: LED	Test Lab: Quality Department
Manufacture: Shenzhen Norming Lighting Co.Ltd	Test Machine:GON-2000	Test Date: 2021/01/28

Coefficients of Utilization - Zonal Cavity Method																		
Coef.	Effective Floor Cavity Reflectance RFC=0.20																	
RhoCC (%)	80				70				50			30			10			0
RhoW (%)	70	50	30	10	70	50	30	10	50	30	10	50	30	10	50	30	10	0
RCR	Coefficient of Utilization(%)																	
0	119	119	119	119	116	116	116	116	111	111	111	106	106	106	102	102	102	100
1	113	110	108	105	111	108	106	104	104	102	100	100	99	97	97	96	95	93
2	107	102	98	94	105	100	96	93	97	94	91	94	91	89	91	89	87	85
3	101	94	89	85	99	93	88	84	90	86	83	88	84	81	85	83	80	79
4	96	88	82	77	94	86	81	77	84	79	76	82	78	75	80	77	74	72
5	90	82	75	71	89	81	75	70	79	74	70	77	73	69	75	72	69	67
6	86	76	70	65	84	75	69	65	74	68	65	72	68	64	71	67	64	62
7	81	71	65	60	80	71	65	60	69	64	60	68	63	60	67	63	59	58
8	77	67	61	56	76	66	60	56	65	60	56	64	59	56	63	59	55	54
9	73	63	57	53	72	63	57	53	62	56	52	61	56	52	60	55	52	51
10	70	60	54	49	69	59	53	49	58	53	49	57	53	49	57	52	49	48

Unified Glare Rating Table

Lum. Name: ST02-03-XX-07 2700K RA90	Lum. Catelog:	Test ID: 01
Lamp Name:	Lamp Catalog: LED	Test Lab: Quality Department
Manufacture: Shenzhen Norming Lighting Co.Ltd	Test Machine:GON-2000	Test Date: 2021/01/28

Unified Glare Rating Table

Ceiling RCC	0.70	0.70	0.50	0.50	0.30	0.70	0.70	0.50	0.50	0.30
Wall RW	0.50	0.30	0.50	0.30	0.30	0.50	0.30	0.50	0.30	0.30
Floor RFC	0.20	0.20	0.20	0.20	0.20	0.20	0.20	0.20	0.20	0.20
Room Size	Vewed crosswise					Vewed endwise				
X=2H Y=2H	22.3	23.3	22.6	23.7	24.0	12.5	13.5	12.8	13.9	14.2
	22.1	23.1	22.5	23.4	23.8	12.4	13.4	12.8	13.7	14.1
	22.0	22.9	22.4	23.3	23.7	12.3	13.2	12.7	13.5	13.9
	21.9	22.8	22.4	23.1	23.5	12.2	13.0	12.6	13.4	13.8
	21.9	22.7	22.3	23.0	23.5	12.2	12.9	12.6	13.3	13.7
	21.8	22.6	22.3	22.9	23.4	12.1	12.8	12.5	13.2	13.6
X=4H Y=2H	22.0	22.9	22.4	23.3	23.6	12.6	13.4	13.0	13.8	14.2
	21.9	22.6	22.3	23.0	23.4	12.5	13.3	13.0	13.7	14.1
	21.8	22.4	22.2	22.8	23.3	12.4	13.1	12.9	13.5	13.9
	21.7	22.2	22.1	22.7	23.1	12.3	12.9	12.8	13.3	13.8
	21.6	22.1	22.1	22.6	23.0	12.3	12.8	12.7	13.2	13.7
	21.6	22.0	22.0	22.5	23.0	12.2	12.6	12.7	13.1	13.6
X=8H Y=4H	21.6	22.1	22.1	22.6	23.0	12.3	12.8	12.7	13.2	13.7
	21.5	21.9	22.0	22.4	22.9	12.1	12.6	12.7	13.1	13.6
	21.4	21.8	22.0	22.3	22.8	12.1	12.4	12.6	13.0	13.5
	21.4	21.7	21.9	22.2	22.8	12.0	12.3	12.5	12.8	13.4
X=12H Y=4H	21.6	22.0	22.0	22.5	23.0	12.2	12.6	12.7	13.1	13.6
	21.4	21.8	22.0	22.3	22.8	12.1	12.4	12.6	12.9	13.5
	21.4	21.7	21.9	22.2	22.8	12.0	12.3	12.5	12.8	13.4
Variations with the objverver position at spacings										
S=1.0H	0.0/0.0					0.0/0.0				
S=1.5H	6.9/0.0					8.2/0.0				
S=2.0H	6.8/0.0					6.6/0.0				
Reduced UGR Table:										
Nordic Standard Table:	BK0					BK0				
Correction Value	0.0					0.3				

o the CIE Pub.117, data has been corrected, refers to the lamp's lumens 8.2flm.

IES Indoor Report

Photometric Filename:ST02-03-XX-05 2700K RA90.IES

Candela Tabulation

V/H	C0. 0	C30. 0	C60. 0	C90. 0	C120. 0	C150. 0	C180. 0
γ 0. 0	85. 78	85. 78	85. 78	85. 78	85. 78	85. 78	85. 78
γ 1. 0	85. 54	86. 05	83. 68	84. 40	86. 13	86. 85	90. 39
γ 2. 0	87. 75	87. 76	85. 09	84. 80	85. 60	85. 20	88. 46
γ 3. 0	89. 62	89. 35	86. 24	84. 91	84. 81	83. 52	86. 51
γ 4. 0	91. 55	90. 89	87. 15	84. 67	83. 98	81. 74	84. 48
γ 5. 0	93. 46	92. 28	87. 99	84. 39	82. 91	79. 88	82. 29
γ 6. 0	95. 24	93. 50	88. 40	83. 78	81. 64	78. 14	80. 19
γ 7. 0	97. 13	94. 60	88. 85	83. 01	80. 45	76. 15	78. 11
γ 8. 0	98. 86	95. 49	89. 15	82. 29	78. 92	73. 43	75. 38
γ 9. 0	100. 47	96. 31	89. 21	81. 50	76. 71	69. 73	71. 78
γ 10. 0	101. 97	97. 14	89. 06	80. 23	73. 62	65. 27	67. 24
γ 11. 0	103. 25	97. 77	88. 69	78. 57	69. 63	60. 17	62. 07
γ 12. 0	104. 57	98. 35	88. 29	76. 20	65. 04	54. 65	56. 44
γ 13. 0	105. 65	98. 79	87. 72	73. 04	59. 83	48. 79	50. 32
γ 14. 0	106. 66	99. 14	87. 19	69. 29	54. 65	42. 83	44. 24
γ 15. 0	107. 61	99. 18	86. 59	64. 97	49. 56	37. 26	38. 39
γ 16. 0	108. 36	99. 14	85. 60	60. 56	44. 46	32. 01	32. 81
γ 17. 0	108. 96	98. 92	84. 03	56. 00	39. 19	26. 97	27. 88
γ 18. 0	109. 32	98. 61	82. 11	51. 25	33. 83	22. 38	23. 62
γ 19. 0	109. 52	98. 01	79. 50	46. 13	28. 72	18. 51	19. 83
γ 20. 0	109. 71	97. 33	76. 50	41. 09	24. 07	15. 49	16. 73
γ 21. 0	109. 58	96. 36	73. 12	36. 17	20. 05	13. 31	14. 65
γ 22. 0	109. 28	95. 17	69. 51	31. 47	16. 91	11. 88	13. 23
γ 23. 0	108. 93	94. 05	65. 80	26. 88	14. 69	11. 11	12. 51
γ 24. 0	108. 09	92. 65	61. 47	22. 60	13. 20	10. 57	11. 95
γ 25. 0	107. 29	91. 29	56. 85	18. 90	12. 41	10. 06	11. 35
γ 26. 0	106. 27	89. 67	52. 05	15. 88	11. 82	9. 33	10. 60
γ 27. 0	105. 01	88. 04	47. 15	13. 60	11. 19	8. 70	9. 90
γ 28. 0	103. 72	86. 29	42. 10	12. 16	10. 44	8. 24	9. 39
γ 29. 0	102. 17	84. 36	36. 88	11. 46	9. 84	7. 79	8. 89
γ 30. 0	100. 52	81. 56	32. 07	10. 93	9. 32	7. 36	8. 42
γ 31. 0	98. 60	78. 31	27. 99	10. 35	8. 84	6. 97	7. 99
γ 32. 0	96. 58	74. 52	24. 21	9. 63	8. 40	6. 60	7. 58
γ 33. 0	94. 51	70. 27	20. 57	9. 04	7. 99	6. 25	7. 19
γ 34. 0	92. 34	65. 64	17. 45	8. 54	7. 59	5. 91	6. 82
γ 35. 0	89. 98	60. 61	15. 08	8. 08	7. 23	5. 59	6. 47
γ 36. 0	87. 51	55. 28	13. 66	7. 65	6. 89	5. 30	6. 15
γ 37. 0	85. 09	49. 57	12. 87	7. 25	6. 55	5. 00	5. 83
γ 38. 0	82. 56	43. 63	12. 20	6. 89	6. 24	4. 74	5. 52
γ 39. 0	80. 00	37. 88	11. 55	6. 53	5. 94	4. 47	5. 23
γ 40. 0	77. 14	32. 43	10. 82	6. 20	5. 65	4. 21	4. 94
γ 41. 0	74. 04	27. 12	10. 06	5. 88	5. 37	3. 96	4. 68
γ 42. 0	70. 27	21. 94	9. 43	5. 57	5. 11	3. 73	4. 41
γ 43. 0	64. 38	17. 48	8. 89	5. 27	4. 85	3. 51	4. 18
γ 44. 0	57. 06	14. 12	8. 37	5. 00	4. 61	3. 30	3. 93
γ 45. 0	49. 11	11. 76	7. 90	4. 74	4. 35	3. 09	3. 69
γ 46. 0	41. 10	10. 35	7. 43	4. 47	4. 13	2. 87	3. 46

Photometric Filename:ST02-03-XX-05 2700K RA90.IES

Candela Tabulation - (Cont.)

[illegible]

Photometric Filename:ST02-03-XX-05 2700K RA90.IES

Candela Tabulation - (Cont.)

[illegible]